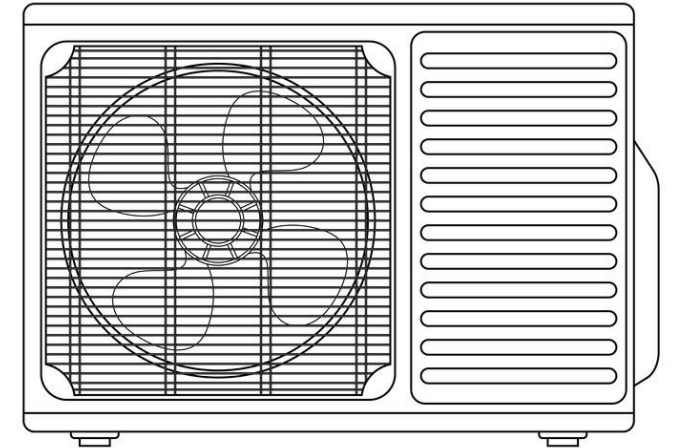



NEW PRODUCT

RANGE OF WHIRLPOOL INDOOR UNITS AND OUTDOOR UNITS



NEW RANGE OF WHIRLPOOL INDOOR UNITS



- Cooling Capacity – **3450W**
- Rated Power Consumption - **45W**
- **100% Copper**
- Indoor air flow – **550 (m³/Hr)**
- Platform size – **790mm**
- Hidden display - **YES**
- Hairpins– **12HP**
- Suitable for **R-22 / R410A / R-32** refrigerant

MAGICOOL SERIES – 1.0T

PART CODE - INDIDU0001

NEW RANGE OF WHIRLPOOL INDOOR UNITS



- Cooling Capacity – **5275W**
- Rated Power Consumption - **60W**
- **100% Copper**
- Indoor air flow – **900 (m³/Hr)**
- Platform size – **900mm**
- Hidden display - **YES**
- Hairpins– **16HP**
- Suitable for **R-22 / R410A / R-32** refrigerant

MAGICOOL SERIES – 1.5T

PART CODE - INDIDU0004

BIGGER PLATFORM SIZE – INDOOR UNIT



- Cooling Capacity – **5275W**
- Rated Power Consumption - **60W**
- **100% Copper**
- Indoor air flow – **1100 (m³/Hr)**
- Platform size – **1000mm**
- Hidden display - **YES**
- Hairpins– **15HP**
- **Blue Fins**
- Speed(RPM) – **1270**
- Power Saving mode – Default **24 deg** temp
- Suitable for **R-22 / R410A / R-32** refrigerant

MAGICOOL SERIES – 1.5T

PART CODE - INDIDU0002

NEW LAUNCH – 2.0TON INDOOR UNIT

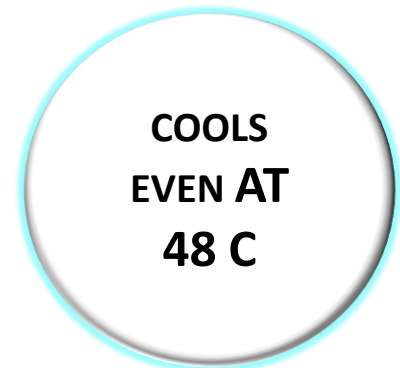


- Cooling Capacity – **6350W**
- Rated Power Consumption - **60W**
- **100% Copper**
- Indoor air flow – **1200 (m³/Hr)**
- Platform size – **1000mm**
- **Hidden display**
- Hairpins– **17HP**
- **Blue Fins**
- Speed(RPM) – **1350**
- Power Saving mode – Default **24 deg** temp
- Suitable for **R-22 / R410A / R-32** refrigerant

MAGICOOL SERIES – 2.0T

PART CODE - INDIDU0003

NEW LAUNCH – 1.5 TON OUTDOOR UNIT



PART CODE - INDODU10016

THANK

YOU

